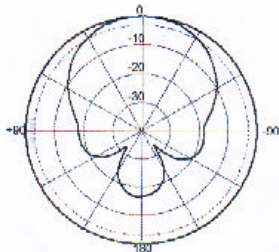
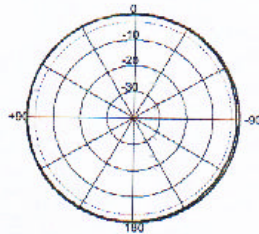


Indoor GSM DUAL Antennas

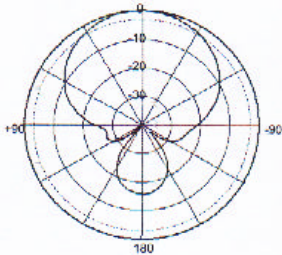
INDOOR GSM DUAL ANTENNAS



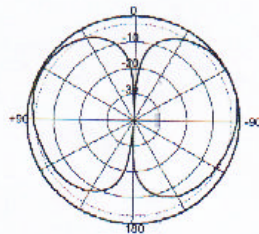
Horizontal



Horizontal



Vertical



Vertical

**SPECIFICATIONS**



- Impedance 50 Ohm
- Max. Power 50 W
- R.O.E. <1.5
- Connector N female
- Fiberglass Radome

**ESPECIFICACIONES**



- Impedancia 50 Ohm
- Potencia Max. 50 W
- R.O.E. <1.5
- Conector N hembra
- Radomizadas en fibra

Models	Frequency (MHz)	Type	Gain	Dimensions (mm)	Weight (gr)
PAN918-10G	860-970/1710-1880	Directive	10 dBi	260x170x45	350
CELL918-3G	860-970/1710-2200	Omnidirectional	3 dBi	180x100	250